

New Web Distribution and Portal Now Available

Laserfiche recently announced its new *Web Distribution Portal*. This product is designed for small businesses that do not need all of the functionality of a Laserfiche Public Portal.

The new product was designed for use with *Laserfiche Avante* and includes *Laserfiche WebLink* and five *WebLink*-only retrieval connections. Offering one security profile for you to set means that all users will be able to log in with the same anonymous access.

If you are interested in adding the *Web Distribution Portal* to your business' Laserfiche installation you may contact Bob McCoy at 256-532-1991 ext. 201 or e-mail sales@stgp.com.



ISSUE 5 VOLUME 10 YEAR 2010

This Issue

Summer School Anyone **P.1 cont. on P.2**

Web Distribution Portal Now Available **P.1**

Tech Tip (Relocating an Activated Laserfiche 8 Product) **P.2**

SUMMER SCHOOL ANYONE?

With Spring in full force a lot of us are starting to think about our summer plans. The kids will soon be out of school for the summer so what better time for you to go back to "school" and freshen up some of your Laserfiche skills. You might even learn a few new tricks!


STG is a fully integrated solutions company that provides training for your company and its employees to get the most out of the Laserfiche products we sell. Professional development is an important part of running a business and can keep a company's employees working at their peak level. And let's face it, what boss doesn't want that. It truly can be daunting for a new employee to efficiently perform their work if they have not been properly trained. So we thought, what better time to remind our clients that we offer a variety of ways to meet that objective within their company.

It is our plan to obtain maximum independence and minimal dependence between ourselves and our clients. Laserfiche is not a difficult application to learn and part of its drawing power is its simplicity of use. This being said, experience has shown us that the most effective (both cost and learning) methodology of training is the "train the trainer" approach.

On-site training is exactly what it sounds like. We come to you and your employees and work in 3-4 person groups, to successfully complete either one- or two-day training sessions. The number of days depends on the training topic. We work in small groups to ensure the success of or your employee's training needs.

Remote training consists of two-hour sessions via live web and audio. This is often the most popular format companies use to train employees. Blocks of time may be set aside and several topics can be completed in four, two hour sessions throughout the day. This option allows employees to attend one or more training topics to meet their specific needs.

Continued on Page 2



Summer School Anyone Cont.

Last, but absolutely not least, we offer a training video that the Laserfiche expert at your company could use to schedule workshops throughout the year.

Laserfiche End User CB Training (computer based) Works with YOUR busy schedule – use it when it's convenient for you. The Flash / HTML format makes it accessible to all employees via your company intranet. Very modular - broken into hundreds of short clips. Jump right to what you need to know or watch all videos in sequence for thorough coverage of all the Laserfiche client features.

Good for users new to Laserfiche as well as those just new to the Version 8 interface.

This video is available for both version 7 and version 8 and is often used in conjunction with our remote "live" training. Basically your company gets the best of both worlds, maximizing the utilization of your Laserfiche system for higher ROI.

So why not head back to school this summer, and make the most of your investment.

For more information or to schedule your next training event, please contact us today at sales@stgp.com or call us at (256) 532-1991 ext. 206. As always, we are here to serve all of your Network Storage Solutions needs. We thank you for your business.

Tech Tip: Relocating an Activated Laserfiche 8 Product

For administrators looking to move an activated Laserfiche 8 product from one machine to another, it is important to understand how activated products differ from those with legacy licensing. In this weeks Tech Tip, we'll walk you through how to successfully relocate your product by helping you better understand this important distinction.

When you install an activation-based product—such as Avante Server 8.1, Rio License Manager 8, Quick Fields 8, Web Access 8.1, Plus 7 (or any subsequent versions of these products)—you provide an activation key to complete the installation. The activation key communicates with the Laserfiche activation server to generate your product's license, which enables you to authenticate your copy of the product and use it on your machine. This license differs from legacy licenses because it contains a hardware fingerprint that is specific to the machine where the product was activated, so you cannot just manually move the product to another machine.


Understanding the function of this hardware fingerprint is essential to successfully relocating any activated product. Imagine a game of musical chairs where each hardware fingerprint on a license is a chair, and each machine where you want to install your product is a person vying for one of those chairs. Before your product can "sit" on another machine, you have to vacate one of your "chairs" by removing the hardware fingerprint—and the only way to do that is by deactivating your product.

The recommended way to deactivate your product is to simply uninstall it, as the uninstall process will automatically attempt to deactivate the product by connecting to the Laserfiche activation server. It is important to note, however, that if your computer cannot connect to the Laserfiche activation server (for example, if your firewall blocks the connection, or if your Internet connection fails), the deactivation may silently fail.

You can find out more information about whether deactivation failed or succeeded by looking at the LFActivationLog.txt file, which can be located by running a search on your computer. (Note: LFActivationLog.txt is a hidden file, so make sure your search includes hidden files.) This file provides a log of what caused your deactivation to fail, and you can use this information to successfully deactivate your product on the next attempt.


If your attempt to automatically deactivate fails or if you suspect your attempt might fail beforehand (i.e., faulty Internet connection, etc.), you can also manually deactivate your product using the Activation Tool utility. Note: If you uninstall your product and automatic deactivation fails, you will have to reinstall the product before attempting manual deactivation.

Once your product has been successfully deactivated, you will be free to move it to another machine and install it using the standard steps for installation and activation.



COMPANY INFORMATION

To reach our sales department please contact Jenni Deep at 256-532-1991 ext. 206 or e-mail sales@stgp.com.



For more information, please visit our web-site at www.STGP.com or by phone at (256) 532-1991

